

Excellence

through experience



C6→C5
#7 3/4→6 x 9



2 mm/0.08"



100,000 sheets/h



26,000 env/h



≥ 1 channel



7 mm/0.28"

96 



BÖWE SYSTEC GmbH
Werner-von-Siemens-Str. 1 | 86159 Augsburg | Germany
Phone +49 821 5702-0 | Fax +49 821 5702-234
info@boewe-systec.com | www.boewe-systec.com

Managing Directors:
Joachim Koschier | Dirk van Vinckenroye
Registered Office: Lüneburg | Local Court HRB 10736 HL
VAT ID DE274185634

Order No. 17/141 | Printed in Germany | 03/2018
May be subject to technical changes or errors
Contains exemplary illustrations

The ninth generation stands for perfection

Since introducing the first generation of today's 9G in 1976, BÖWE SYSTEC has continuously updated and improved the inserter's concept. For the design of the ninth generation, the focus was on energy efficiency and the security of the production process. In line with these market requirements, the ninth generation is the most eco-friendly system in its class and features more than 90 technical improvements. Amid all these innovations, 9G retains its successful qualities, like gentle handling through vertical transport and the introduction of pneumatic and servo technologies, minimal set-up times through fully automated job changeovers and modularity – and all this while maintaining the highest level of integrity and a throughput of up to 26,000 or 22,000 envelopes per hour.



The **9G's inserting concept** guarantees fast, gentle and intelligent processing



Throughput of either up to 26,000 envelopes (9G 26k) or 22,000 envelopes per hour (9G 22k)



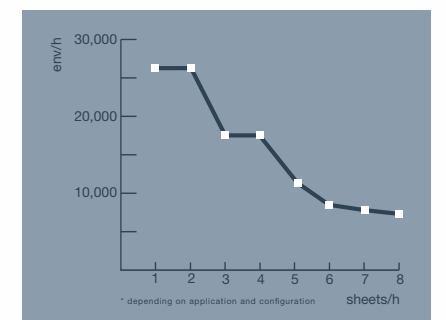
High flexibility for processing a wide variety of applications



Roll feeding of envelopes with Tornado envelope unwinder



Full **modularity** for multifunctional use and adaptability to spatial requirements



The 9G inserting concept

Fast, gentle and intelligent processing

Vertical transport of materials ensures secure guiding and fast, precise handling of documents. This process reduces not only wear and tear on the material, but also on the machine, guaranteeing reliable performance in continuous operation. Pneumatic and servo technologies increase the precision and security of processing. For 9G, the transport speeds have been harmonized. This improves continuity of the process and enables the production of high print volumes within the shortest time. Highest integrity is achieved by utilizing sensors to locate and identify each and every document within the system.



The 9G inserting system also offers the following intelligent features:

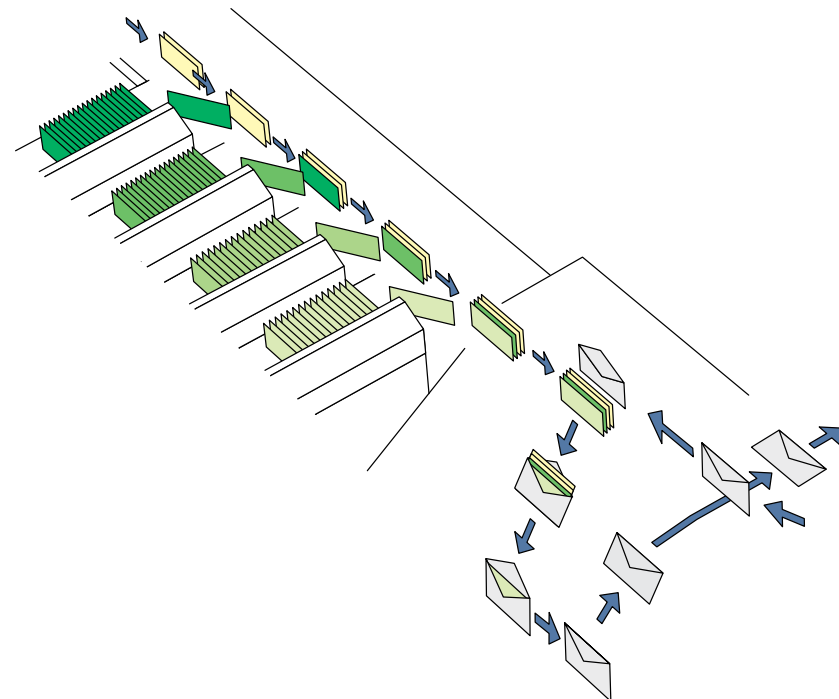
- › The inserting system adjusts the speed according to the size of the document

set, e.g. slowing down when processing thicker sets

- › Event-triggered stop function ensures that the system only stops when absolutely necessary

› User defined tolerance settings allow the diverting of faulty enclosures and envelopes without stopping the system

- › Pneumatic and servo technologies guarantee stable processing, even at high speeds



A sophisticated system

at two different speeds

9G offers integrity, flexibility and productivity at the highest level for high volume mail processing. From document infeed to enclosure handling and post-processing, all production steps are perfectly integrated. This remarkable system is available in two performance classes.



One system, two speeds:

At a performance of up to 26,000 envelopes per hour, the **9G 26k** is perfect for single-channel applications and high-volume jobs with low page count per envelope.

The competitively priced **9G 22k** with a performance of up to 22,000 envelopes per hour is ideal for complex single- and multi-channel applications or high-volume jobs.

In case mailroom requirements change, upgrading the 9G 22k to 26k is easy.



Extraordinary flexibility in processing

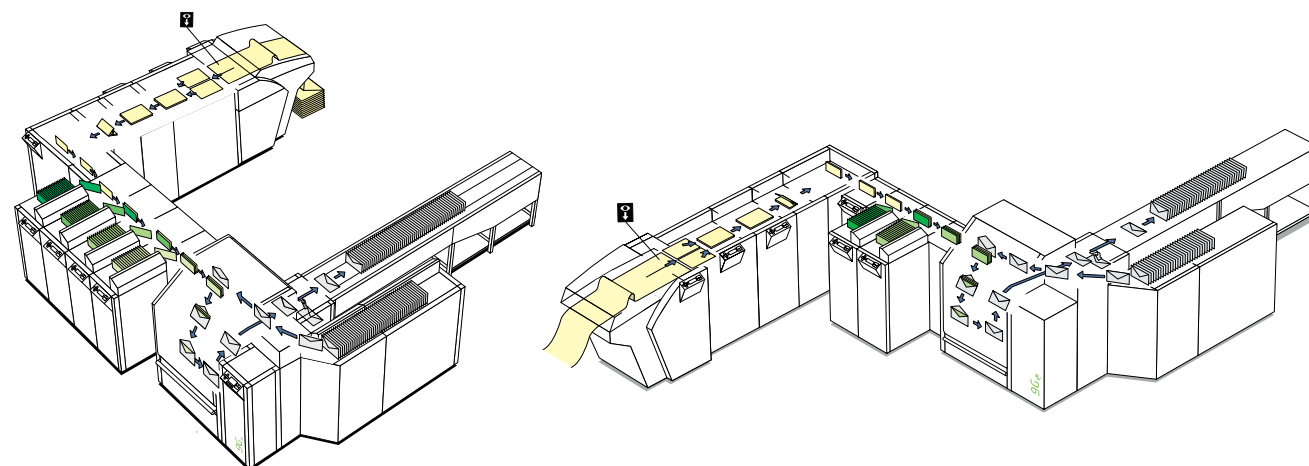
The requirements for the mailroom continue to become more and more complex and the demand for more flexible machines continues to grow. That is why the 9G shows its versatility from the infeed on. With the newly developed sequencer, the system can easily be modified to accommodate existing print and mailroom procedures. Even for the now almost common challenge of handling frequently changing enclosures, the 9G offers a reliable solution: the optional enclosure feeder with automated and reproducible settings.



With its varied configuration options, 9G offers exactly the kind of flexibility required in today's mailrooms. **Different types of sequencers** enable the processing of documents face up or face down as required by the current production process – without changes to the print

sequence or infeed direction. 9G's response to continuously changing enclosures is the **automatically adjusting enclosure feeder**, available optionally. With its so-called "teach-in"-function, the module measures the thickness and width of the enclosure to be processed at the

touch of a button and adjusts its settings accordingly. This is an important feature for significantly increasing the efficiency of the whole system even further. All set-up information is easily reproducible.



Processing face down –
e.g. Z - A, face down, form lower edge first

Processing face up –
e.g. Z - A, face up, form lower edge first

Tornado envelope unwinder Efficient roll feeding

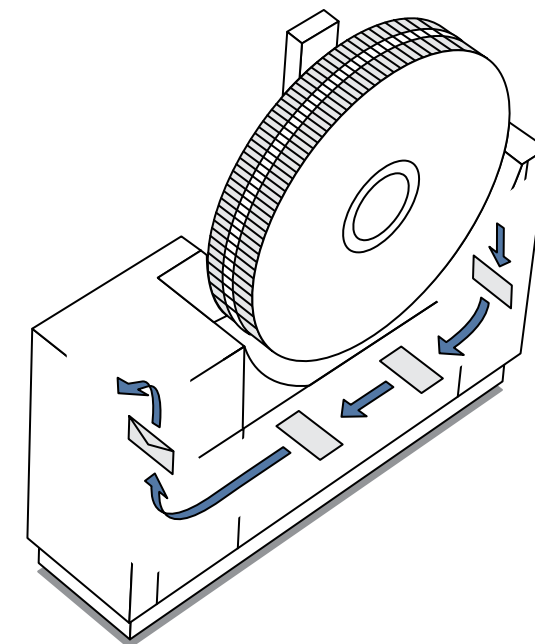
The Tornado will streamline the efficiency of any mailroom: The unwinder for continuous infeed of envelopes ensures high productivity. The Tornado automatically feeds envelopes into the inserting system in a continuous flow for a prolonged period of time, resulting in reduced operator workload and a clear increase in efficiency in the mailroom.



- › Combined with EPOD (Envelope Print On Demand), this is the perfect solution for a White Paper Factory
- › High productivity with a maximum speed of up to 24,000 envelopes per hour
- › Capacity (per roll) of up to 25,000 envelopes in C5 or 6 x 9 format or up to

- 40,000 envelopes in C6/5-, DL or #10 formats respectively
- › Perfect for higher volume projects with standard envelopes; for customized formats, the envelope feeder may be used
- › Automatic envelope infeed reduces operator workload; staff gains more time and has less physical stress

- › Minimizes stock requirements for envelopes as Tornado is ready for delivery in just a few days
- › Eco-friendly solution with less packaging material
- › Installation and retrofitting for 9G systems possible at any time

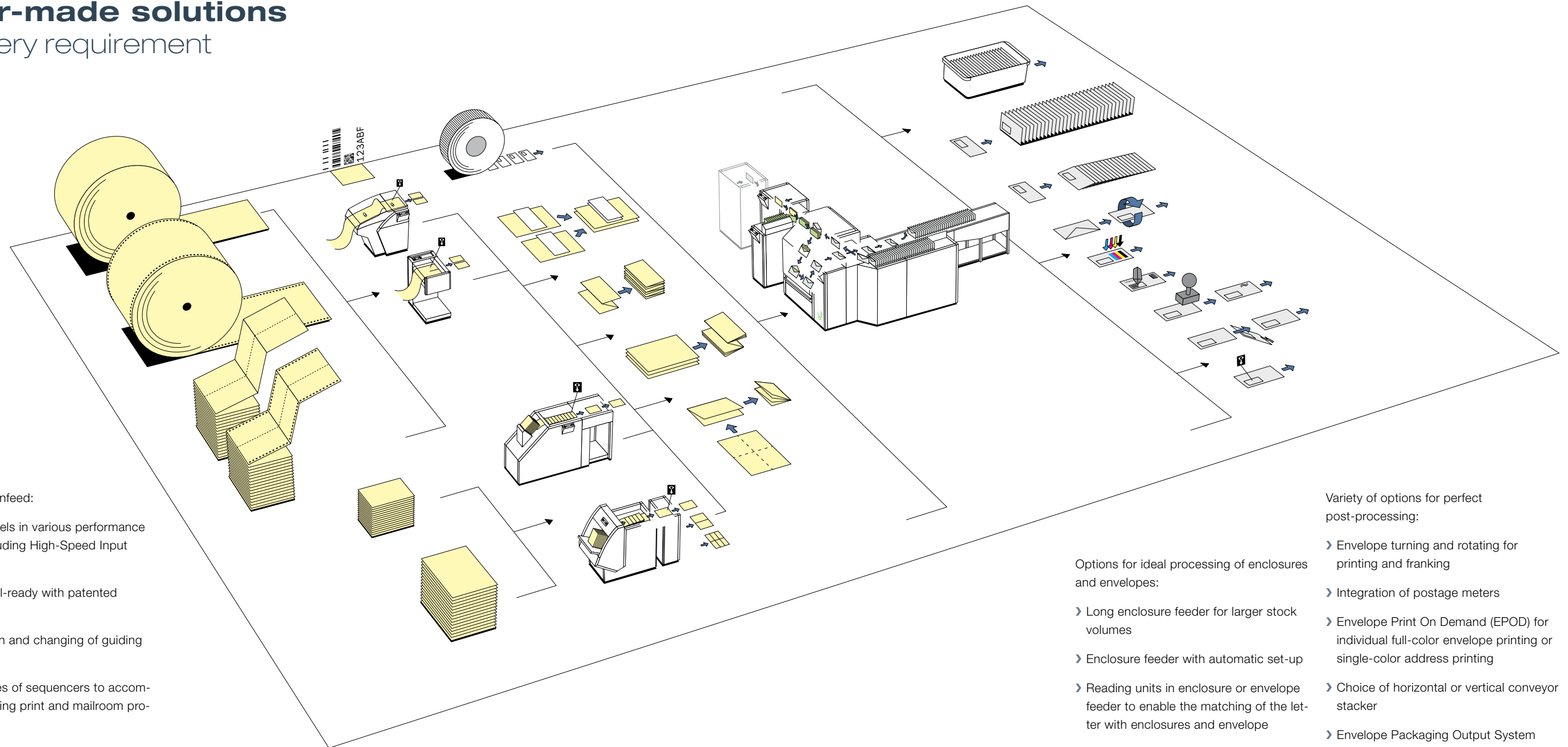


Tailor-made solutions for every requirement



Highly flexible infeed:

- › Infeed channels in various performance classes, including High-Speed Input Channel
- › Multi-channel-ready with patented auto-sync
- › Free selection and changing of guiding channels
- › Different types of sequencers to accommodate existing print and mailroom procedures
- › Continuous or cut-sheet processing
- › 1-up and 2-up processing
- › Z, C, single, double parallel or cross folds possible
- › Assembling before and/or after folding



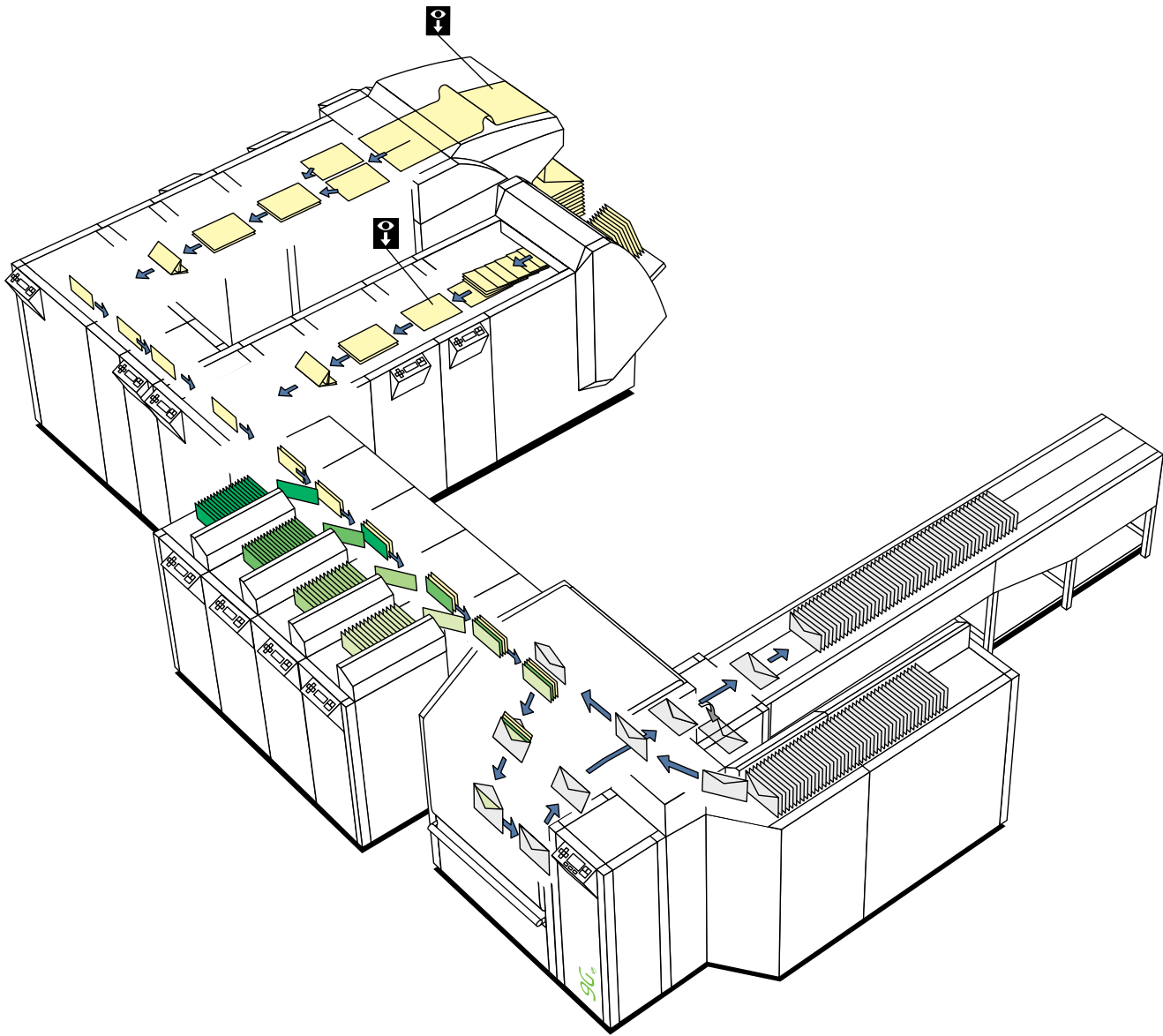
Options for ideal processing of enclosures and envelopes:

- › Long enclosure feeder for larger stock volumes
- › Enclosure feeder with automatic set-up
- › Reading units in enclosure or envelope feeder to enable the matching of the letter with enclosures and envelope
- › Two envelope feeders for selective envelope feedings
- › Automatic continuous envelope infeed with Tornado envelope unwinder

Variety of options for perfect post-processing:

- › Envelope turning and rotating for printing and franking
- › Integration of postage meters
- › Envelope Print On Demand (EPOD) for individual full-color envelope printing or single-color address printing
- › Choice of horizontal or vertical conveyor stacker
- › Envelope Packaging Output System (EPOS) places envelopes into postboxes
- › Sorting and diverting modules with or without stacking
- › Output reading

Technical Data



Max. performance			
C6, B6, B6+, DL, C6/5 #7 3/4, #10	up to 26,000 env/h	C5 6 x 9	up to 22,000 env/h

Documents from the infeed channel			
Width	148 mm – 235 mm (1-up) 148 mm – 220 mm (2-up)	Height	3.5" – 16"
Paper weight	70 – 160 g/m²		

Enclosures			
Max. number	14 feeders		
Width	125 mm – 220 mm	Height	70 mm – 153 mm
Thickness	0.06 mm – 2 mm	Paper weight	60 – 160 g/m²

Envelopes			
Width	160 mm – 248 mm	Feeder capacity	approx. 2,700 env.
Height	90 mm – 162 mm	Paper weight	75 – 100 g/m²

Max. inserting package	
Thickness	up to 7 mm